

# QuarkXPress 7/Export to PDF FOR HIGH RESOLUTION CMYK WORKFLOW

**Test your Quark 7 PDFs with Quad/Imaging**, particularly if you intend to use transparency in your files. Your design objectives will be analyzed to provide the best solutions for both your internal page production and accurate output at Quad.

**Type and Transparency** Type should be on top of all other objects unless it needs to interact with transparency. Use the Layer Palette to create a topmost layer on which to place text boxes. This will help to keep type from being involved in transparency flattening. For more information, read the white paper “QuarkXPress 7 Best Practices: Transparency” which can be found at [http://www.quark.com/products/xpress/pdf/bestpract\\_trans.pdf](http://www.quark.com/products/xpress/pdf/bestpract_trans.pdf)

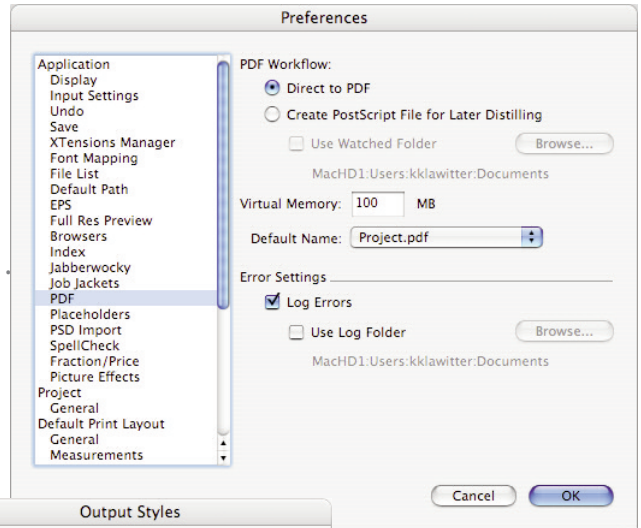
**Create new Quark 7 Documents** When at all possible, create your Quark 7 templates from scratch instead of simply opening and saving old documents from previous versions of Quark.

## BEFORE YOU START

- Make sure Custom Bleed XTension is enabled

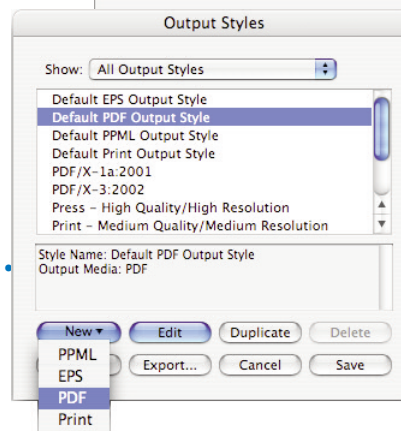
## PREFERENCES / PDF

- Under the QuarkXPress menu, choose Preferences/PDF to set default options for PDF export



## CREATE YOUR OWN PDF OUTPUT STYLE

- Under the Edit menu, choose Output Styles
- Choose New / PDF

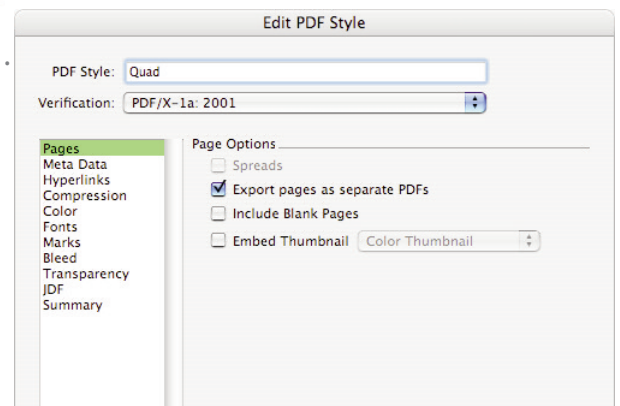


## PAGES

- Name the PDF Style
- Verification: PDF/X-1a: 2001
- Export pages as separate PDFs

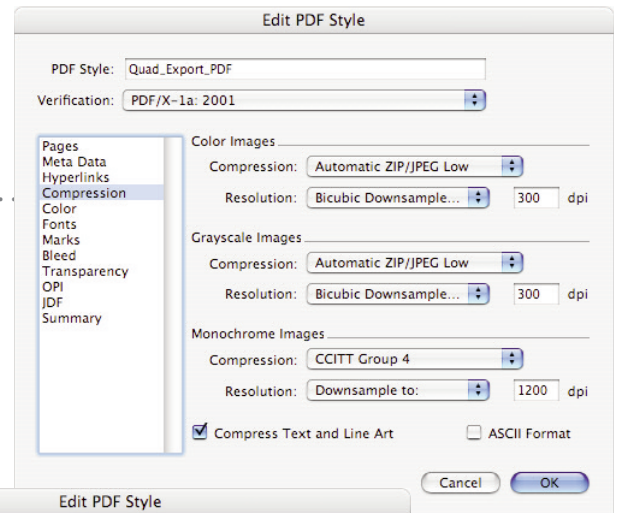
## META DATA & HYPERLINKS

- No need to enter Meta Data or Hyperlinks



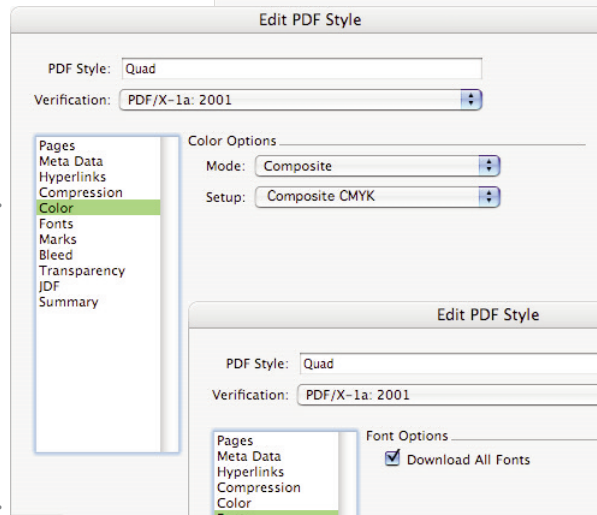
## COMPRESSION

- Compression Options for Color & Grayscale Images:
  - Compression: Automatic ZIP/JPEG Low
  - Resolution: Bicubic Downsample to 300 dpi
- Compression Options for Monochrome Images:
  - Compression: CCITT Group 4
  - Resolution: Bicubic Downsample to 1200 dpi
- Compress Text and Line Art: On
- ASCII Format: Off



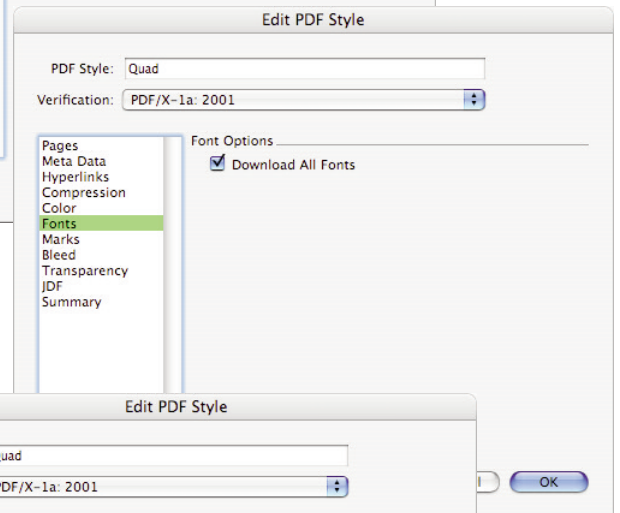
## COLOR

- Mode: Composite
- Setup: Composite CMYK



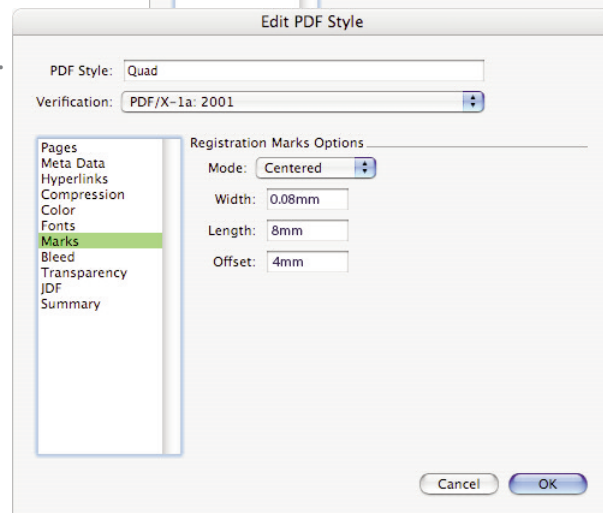
## FONTS

- Download All Fonts: On



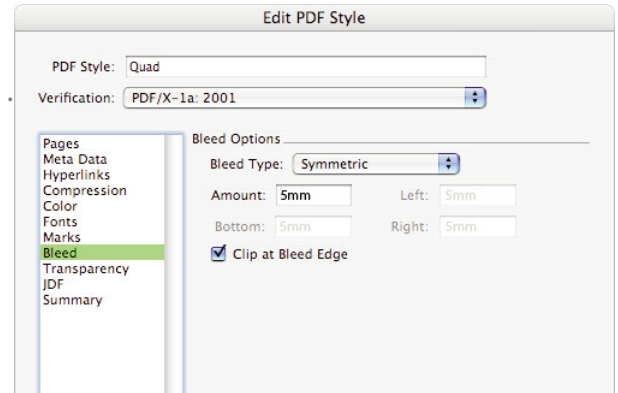
## MARKS

- Mode: Centered
- Width: 0.08mm
- Length: 8mm
- Offset: 4mm



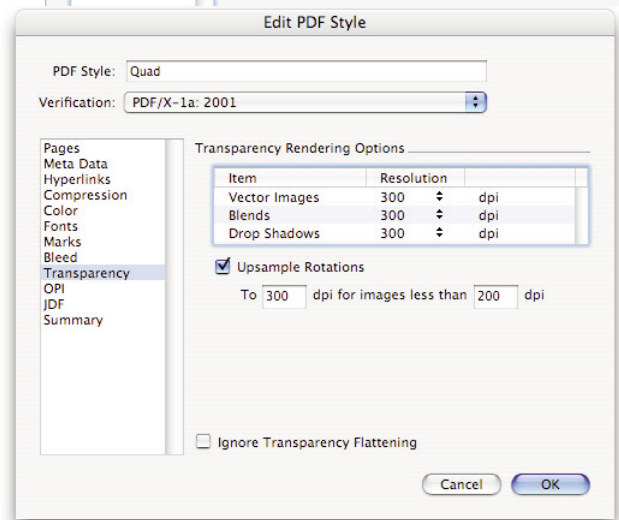
## BLEED

- Bleed Type: Symmetric
- Amount: 5mm
- Clip at Bleed Edge: On



## TRANSPARENCY

- Transparency Flattening Resolution: on, 300 dpi
- Ignore Transparency Flattening: Off



! Instead of recreating the Output Style on all workstations, **Export** the PDF Output style and archive it for future **Import** using Quark 7's Output Styles dialog box.

Due to continuous advancement and enhancements to our technologies, these specifications are subject to change.